

PRESTIGE

WOOD - PRODUCT DATASHEET 2023



TECHNICAL DATA (EN 13489)		14 mm
Reaction to fire	EN 14342 Table 1	Dfl-s1
Emission of formaldehyde	EN 14342	E1
Brinell hardness (average value)		
Ash	(BHN) EN1534	4,0
Oak		3,7
Reduction of sound weighted index ΔL_w in dB with 2 mm Tarkofoam/flex II	EN ISO 10140-3 / EN ISO 717-2	≥ 17
Thermal insulation value (RT m ² K/W) board only with rag felt with 2 mm Tarkofoam/flex II	EN ISO 10456:2007	0,101 0,121 0,141
Thermal conductivity (W/m K)	EN 12664 / EN 14342:2013	0,11
Construction: softwood veneer and lamella core		3-layer

INSTALLATION	
Installation method	2-lock for floating or glue down
Installation instruction	Download from www.tarkett.com Contact your supplier for more details
Underfloor heating compatible Maximum floor surface temperature 27°C with self-regulating underfloor heating system	Yes
Start & Stop: Shorter lengths of planks included in approx. 1 pack per 20 m ²	

RECOMMENDED ACCESSORIES	
Installation	Tarkofoam II / Tarkoflex II Installation kit
Aesthetics	Skirting Transition moulding Pipe covers
Care & Maintenance	Tarkoclean Refresher (for hardwax oiled floors)

See more alternatives and the complete range of accessories @ www.tarkett.com

MAINTENANCE
These Tarkett wooden floors have a Proteco surface treatment and therefore a strong protection against normal wear, abrasion, scratches and stains. Some floors will require more frequent maintenance for increased life span. Generally these products are light coloured floors and hardwax oiled floors, particularly with brushed surface and/or highlighted details. Please always refer to maintenance guidance available on websites.
See maintenance instructions @ www.tarkett.com



2-LOCK



94%
RENEWABLE
RESOURCES



www.realwood.eu



Tarkett

PRESTIGE

WOOD - PRODUCT DATASHEET 2023


DESIGN

A wooden floor with a soft, natural look, as if the planks had been left to be weathered by sun, sand and wind. Contemporary, natural and silky smooth. A floor made for bare feet and generous surfaces.

PRODUCT DATA	Material code	Dimensions LxWxH (mm)	Pattern	Surface treatment	Surface effect	Bevel	Character	Latin name	DoP no.	Wear layer thk (mm)	Board/ pack	m2/ pack	m2/ pallet	Net weight/ m2 (kg)
Prestige Oak Chalk White	7870067	2 281 x 194 x 14	3-strip	Proteco Hardwax Oil	Deep brushed	-	Lively	1	0190-0105	3,5	6	2,66	93,10	7,9
Prestige Ash Seashell	7967018	2 200 x 162 x 14	1-strip	Proteco Hardwax Oil	Antique brushed	4-side minibevel	Expressive	2	0190-0105	3,5	6	2,14	77,04	7,9
Prestige Oak White Sand	7877046	2 200 x 190 x 14	1-strip	Proteco Hardwax Oil	Antique brushed	4-side minibevel	Calm	1	0190-0105	3,5	6	2,51	87,85	7,9
	7877052	2 000 x 190 x 14	1-strip	Proteco Hardwax Oil	Antique brushed	4-side minibevel	Calm	1	0190-0105	3,5	6	2,28	79,80	7,9
Prestige Oak Satin White	7876094	2 200 x 162 x 14	1-strip	Proteco Hardwax Oil	-	2-side minibevel	Lively	1	0190-0105	3,5	6	2,14	77,04	7,9
	7876031	2 000 x 162 x 14	1-strip	Proteco Hardwax Oil	-	2-side minibevel	Lively	1	0190-0105	3,5	6	1,94	69,84	7,9
Prestige Oak Satin Soft White	7870068	2 281 x 194 x 14	3-strip	Proteco Hardwax Oil	-	-	Calm	1	0020-0106	3,5	6	2,66	93,10	7,9
Prestige Oak Sand	7870058	2 281 x 194 x 14	3-strip	Proteco Hardwax Oil	Antique brushed	-	Calm	1	0190-0105	3,5	6	2,66	93,10	7,9

Due to the nature of the material this table shows typical values.

1: Quercus Robur & Quercus Petraea, 2: Fraxinus Angustifolia




Prestige Oak
Chalk White




Prestige Ash Seashell



Prestige Oak
White Sand



Prestige Oak
Satin White



Prestige Oak
Satin Soft White



Prestige Oak Sand

The pictures only present the colour of the floor. For more details regarding grading and variations see the Grading Book or www.tarkett.com. Tarkett's international range of floors comprises many different products. Some of these may not be for sale in your country. Although every care has been taken to reproduce images that reflect the finished product, the quality of monitor and printer and the nature of wood results in variations in the color and structure of individual planks. When sanding a wooden floor the appearance will change in colour, texture and surface effects.

For further and latest information please visit www.tarkett.com




PRESTIGE

WOOD - PRODUCT DATASHEET 2023

PRODUCT DATA	Material code	Dimensions LxWxH (mm)	Pattern	Surface treatment	Surface effect	Bevel	Character	Latin name	DoP no.	Wear layer thk (mm)	Board/ pack	m2/ pack	m2/ pallet	Net weight/ m2 (kg)
Prestige Oak Boardwalk	7877048	2 200 x 190 x 14	1-strip	Protecto Hardwax Oil	Antique brushed	4-side minibevel	Lively	1	0190-0105	3,5	6	2,51	87,85	7,9
Prestige Oak Pier	7876037	2 200 x 162 x 14	1-strip	Protecto Hardwax Oil	Brushed	2-side minibevel	Lively	1	0190-0105	3,5	6	2,14	77,04	7,9
	7876030	2 000 x 162 x 14	1-strip	Protecto Hardwax Oil	Brushed	2-side minibevel	Lively	1	0190-0105	3,5	6	1,94	69,84	7,9
Prestige Oak Warm Sand	7870038	2 281 x 194 x 14	3-strip	Protecto Hardwax Oil	-	-	Calm	1	0020-0106	3,5	6	2,66	93,10	7,9
Prestige Oak Grey Slate	7876970	2 200 x 162 x 14	1-strip	Protecto Hardwax Oil	Brushed	2-side minibevel	Lively	1	0190-0105	3,5	6	2,14	77,04	7,9
Prestige Oak Graphite	7877055	2 200 x 190 x 14	1-strip	Protecto Hardwax Oil	Antique brushed	4-side minibevel	Lively	1	0190-0105	3,5	6	2,51	87,85	7,9
Prestige Oak Scallop	7877066	2 000 x 190 x 14	1-strip	Protecto Hardwax Oil	Antique brushed	4-side minibevel	Lively	1	0190-0105	3,5	6	2,28	79,80	7,9
Due to the nature of the material this table shows typical values.														

1: Quercus Robur & Quercus Petraea



Prestige Oak Boardwalk



Prestige Oak Pier



Prestige Oak Warm Sand



Prestige Oak Grey Slate



Prestige Oak Graphite



Prestige Oak Scallop

The pictures only present the colour of the floor. For more details regarding grading and variations see the Grading Book or www.tarkett.com. Tarkett's international range of floors comprises many different products. Some of these may not be for sale in your country. Although every care has been taken to reproduce images that reflect the finished product, the quality of monitor and printer and the nature of wood results in variations in the color and structure of individual planks. When sanding a wooden floor the appearance will change in colour, texture and surface effects.

For further and latest information please visit www.tarkett.com

